

Marcus & Millichap  
**TUVIA GROUP**  
LOS ANGELES MULTIFAMILY



**1247**  
**W 8TH ST**

LOS ANGELES, CA 90017

**SOLID WESTLAKE LOCATION - DTLA ADJACENT • ONE (1) UNIT DELIVERED VACANT • ONLY \$108k PER UNIT**

12 UNITS - FOUR (4) STUDIOS AND EIGHT (8) ONE-BEDS • SOLID RENTAL UPSIDE (+30%) • NEW ELECTRIC PANELS • WITHIN WALKING DISTANCE TO LA LIVE ENTERTAINMENT DISTRICT

# 1247 W 8TH ST

MARKETING PACKAGE

## TABLE OF CONTENTS

01 PROPERTY DESCRIPTION

02 FINANCIAL ANALYSIS

03 MARKET COMPARABLES


04 MARKET OVERVIEW

## EXCLUSIVELY LISTED BY



### JASON TUVIA

Senior Managing Director Investments  
Senior Director - National Multi Housing Group  
Encino Office  
Tel: (818) 212-2735  
Cell: (818) 448-4415  
[jason.tuvia@marcusmillichap.com](mailto:jason.tuvia@marcusmillichap.com)  
License: CA 01772495



### KIAN MARONDE

Associate Director Investments  
Member - National Multi Housing Group  
Tel: (818) 212-2651  
Cell: (818) 665-6875  
[kian.maronde@marcusmillichap.com](mailto:kian.maronde@marcusmillichap.com)  
License: CA 01952189



# EXECUTIVE SUMMARY

**1247 W 8th ST**

*APN: 5143-011-012*

## OFFERING PRICE

**\$1,300,000**

## CAP RATE

**8.00%**

## GRM

**6.60**

## PRICE PER UNIT

**\$108,333**

## PRICE PER SF

**\$192.25**

## VITAL DATA

Units	12
Gross Square Feet	6,762 SF
Lot Size	5,508 SF
Occupancy	100%
Year Built	1910
Zoning	LACW

## UNIT MIX

4	Studio / 1 Bathroom
8	1 Bedroom / 1 Bathroom

# INVESTMENT OVERVIEW

**Marcus and Millichap is pleased to present a twelve (12) unit apartment building located at 1247 W 8th St in Los Angeles, California. The subject property is located in a solid Westlake location, north of Olympic Blvd and west of Union Ave.**

The Westlake submarket is a densely populated urban neighborhood located immediately west of Downtown Los Angeles near Koreatown, Echo Park, and Pico-Union. Known for its strong renter demographic and central location, Westlake continues to experience consistent multifamily housing demand driven by proximity to major employment centers and public transit access. The neighborhood offers convenient connectivity via the 101 Freeway, Metro B and D Lines, and major corridors including Wilshire Boulevard. Westlake features a large concentration of vintage apartment buildings and mid-rise multifamily assets, creating continued value-add opportunities for investors. Ongoing redevelopment surrounding Downtown LA has contributed to increasing investor interest, neighborhood reinvestment, and long-term multifamily growth potential.

Located in the Westlake neighborhood adjacent to Downtown Los Angeles, 1247 W 8th St features a solid unit mix of four studio units and eight one-bedroom units, with one unit delivered vacant and approximately 30% rental upside potential. The asset is separately metered for gas and electricity, features new electric panels, and operates as a strong cashflow investment at approximately 170 basis points above current debt. Residents benefit from immediate access to the 110 Freeway, Metro A and B Lines, major commercial corridors, and nearby amenities including MacArthur Park, LA Live, Crypto.com Arena, dining destinations, entertainment venues, grocery options, and nightlife throughout Downtown Los Angeles and surrounding neighborhoods.

With its central Westlake location, solid unit mix, immediate transit and freeway access, one vacant unit, and solid rental upside potential, the property offers investors a compelling opportunity to capitalize on long-term multifamily demand near Downtown Los Angeles.



# INVESTMENT HIGHLIGHTS

- ✔ Solid Westlake Location - DTLA Adjacent
- ✔ Good Unit Mix - Four (4) Studios and Eight (8) One-Bedroom Units
- ✔ One (1) Unit Delivered Vacant
- ✔ Solid Rental Upside Potential (+30%)
- ✔ Property is Separately Metered for Gas and Electric
- ✔ Elite Cashflow Play Operating at ~170 BPS Above Current Debt
- ✔ New Electric Panels
- ✔ Dominant Access to Commercial Corridors - Olympic Blvd, Figueroa St, Wilshire Blvd, Pico Blvd, and Union Ave
- ✔ Immediate Access to the 110 Freeway
- ✔ Conveniently Located Near the Metro A & B Lines (7th St/Metro Center), Providing Easy Access to Various Parts of LA
- ✔ Nearby MacArthur Park for Outdoor Activities
- ✔ Within Walking Distance to LA Live Entertainment District - Offering Easy Access to Entertainment, Dining, and Nightlife Amenities such as GRAMMY Museum, Peacock Theater, Regal LA Live, Crypto.com Arena, Fleming's Prime Steakhouse, Katsuya, Yardhouse, and Lucky Strike
- ✔ Close Proximity to Many Local Amenities such as Fleur Cafe, El Gato Night Market, Curacao, WSS, Grocery Outlet, The Teragram Ballroom (Live Music Venue), PZK BBQ - Union, Rodeo Mexican Grill, Shabuya Los Angeles, and Cafe & Restaurant Chapines








NO STOPPING  
7 AM - 6 PM  
STREET PARKING  
9 AM - 4 PM

Marcus & Millichap  
**TUVIA GROUP**  
LOS ANGELES MULTIFAMILY



Marcus & Millichap  
**TUVIA GROUP**  
LOS ANGELES MULTIFAMILY



Marcus & Millichap  
**TUVIA GROUP**  
LOS ANGELES MULTIFAMILY



# RENT ROLL DETAIL

UNIT	UNIT TYPE	COMMENTS	UNIT SF	CURRENT		MARKET	
				RENT	RENT/SF	RENT	RENT/SF
102	One Bed / One Bath			\$1,374		\$1,850	
103	One Bed / One Bath			\$825		\$1,850	
104	Studio / One Bath			\$814		\$1,600	
105	One Bed / One Bath			\$1,121		\$1,850	
108	One Bed / One Bath			\$1,107		\$1,850	
109	Studio / One Bath			\$1,706		\$1,600	
202	One Bed / One Bath			\$1,154		\$1,850	
203	One Bed / One Bath			\$2,209		\$1,850	
205	Studio / One Bath			\$1,725		\$1,600	
206	Studio / One Bath			\$855		\$1,600	
208	One Bed / One Bath			\$2,266		\$1,850	
209	One Bed / One Bath			\$1,245		\$1,850	
<b>Total</b>			<b>6,762 SF</b>	<b>\$16,402</b>	<b>\$2.43</b>	<b>\$21,200</b>	<b>\$3.14</b>

# PRICING DETAIL

SUMMARY		
List Price		\$1,300,000
Down Payment	25%	\$325,000
Number of Units		12
Price Per Unit		\$108,333
Price Per SqFt		\$192.25
Gross SqFt		6,762 SF
Lot Size		5,508 SF
Year Built		1910

RETURNS	CURRENT	MARKET
CAP Rate	8.00%	12.12%
GRM	6.60	5.11
Cash-on-Cash	9.83%	26.33%
Debt Coverage Ratio	1.44	2.19

FINANCING		1ST LOAN
Loan Amount	75%	\$975,000
Loan Type		New
Interest Rate		6.25%
Amortization		30 Years
Year Due		2031

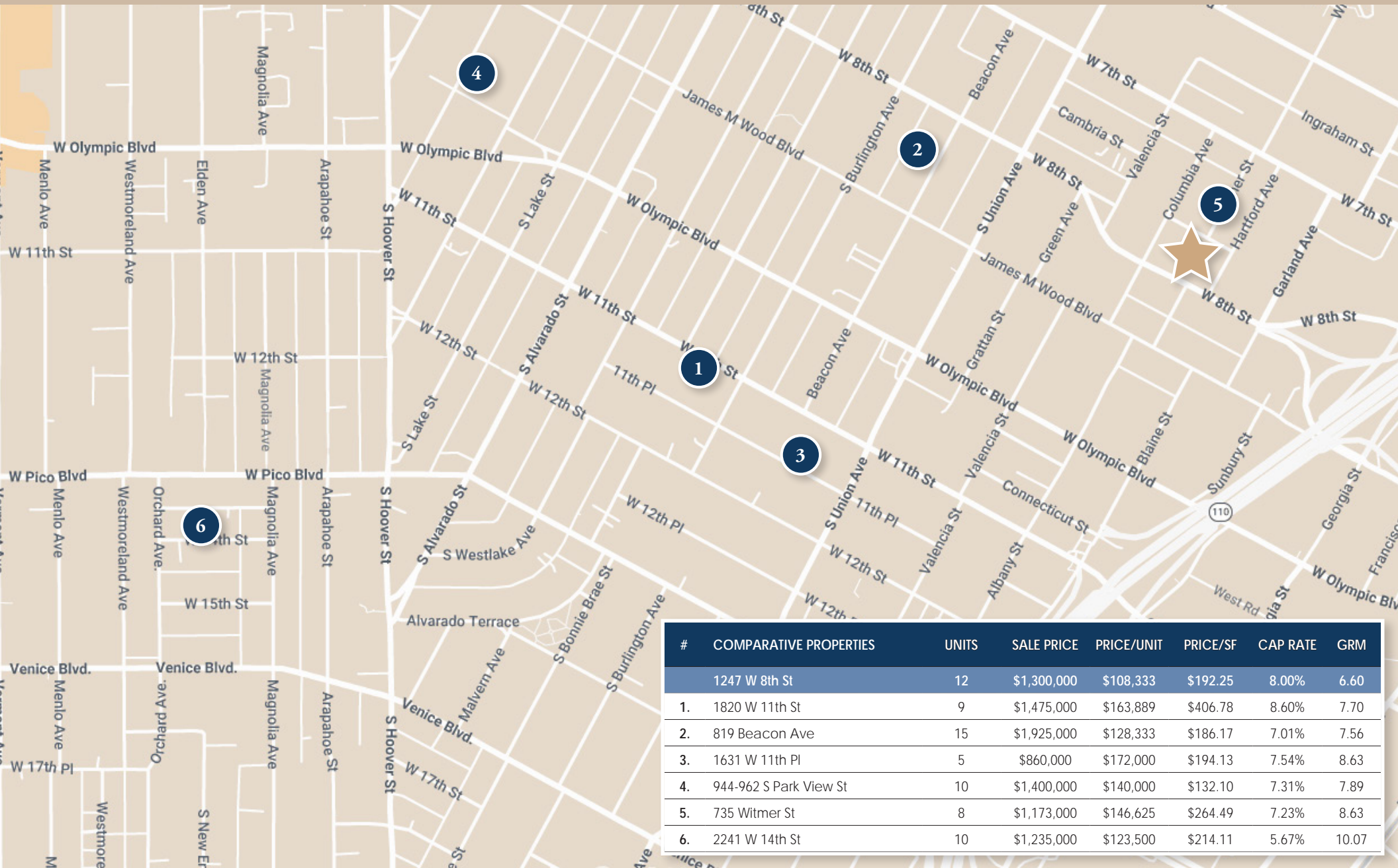
UNITS	UNIT TYPE	CURRENT	MARKET
4	Studio	\$1,275	\$1,600
8	One-Bedroom	\$1,413	\$1,850

INCOME	CURRENT	MARKET
<b>Gross Scheduled Rent</b>	<b>\$196,821</b>	<b>\$254,400</b>
Less: Vacancy/Deductions	3.0% \$5,905	3.0% \$7,632
Total Effective Rental Income	\$190,917	\$246,768
Effective Gross Income	\$190,917	\$246,768
Less: Expenses	45.5% \$86,931	36.1% \$89,165
<b>Net Operating Income</b>	<b>\$103,986</b>	<b>\$157,603</b>
Cash Flow	\$103,986	\$157,603
Debt Service	\$72,039	\$72,039
Net Cash Flow After Debt Service	9.83% \$31,947	26.33% \$85,564
Principal Reductions	\$11,425	\$12,160
<b>Total Return</b>	<b>\$43,372</b>	<b>30.07% \$97,724</b>

EXPENSES	CURRENT	MARKET
Real Estate Taxes	\$15,600	\$15,600
Insurance*	\$9,255	\$9,255
Utilities*	\$40,859	\$40,859
Repairs & Maintenance	\$3,600	\$3,600
General & Administrative	\$3,000	\$3,000
Trash Removal	\$4,200	\$4,200
Landscaping*	\$500	\$500
Pest Control	\$480	\$480
Operating Reserves	\$1,800	\$1,800
Management Fee	\$7,637	\$9,871
<b>Total Expenses</b>	<b>\$86,931</b>	<b>\$89,165</b>
Expenses/Unit	\$7,244	\$7,430

\* Denotes Actual Expense(s).

# SALES COMPARABLES



#	COMPARATIVE PROPERTIES	UNITS	SALE PRICE	PRICE/UNIT	PRICE/SF	CAP RATE	GRM
	1247 W 8th St	12	\$1,300,000	\$108,333	\$192.25	8.00%	6.60
1.	1820 W 11th St	9	\$1,475,000	\$163,889	\$406.78	8.60%	7.70
2.	819 Beacon Ave	15	\$1,925,000	\$128,333	\$186.17	7.01%	7.56
3.	1631 W 11th Pl	5	\$860,000	\$172,000	\$194.13	7.54%	8.63
4.	944-962 S Park View St	10	\$1,400,000	\$140,000	\$132.10	7.31%	7.89
5.	735 Witmer St	8	\$1,173,000	\$146,625	\$264.49	7.23%	8.63
6.	2241 W 14th St	10	\$1,235,000	\$123,500	\$214.11	5.67%	10.07

# SALES COMPARABLES



**1247 W 8TH ST**  
LOS ANGELES, CA 90017

## PRICING INFORMATION

List Price	\$1,300,000
Number of Units	12
Price/Unit	\$108,333
Price/SF	\$192.25
Cap Rate	8.00%
GRM	6.60
Lot SF	5,508 SF
Year Built	1910

## UNIT MIX

4	Studio
8	1 Bed / 1 Bath



**1820 W 11TH ST**  
LOS ANGELES, CA 90006

## PRICING INFORMATION

Sale Price	\$1,475,000
COE Date	2/13/2026
Number of Units	9
Price/Unit	\$163,889
Price/SF	\$406.78
Cap Rate	8.60%
GRM	7.70
Lot SF	6,098 SF
Year Built	1906

## UNIT MIX

4	Studio
5	1 Bed / 1 Bath



**819 BEACON AVE**  
LOS ANGELES, CA 90017

## PRICING INFORMATION

Sale Price	\$1,925,000
COE Date	12/31/2025
Number of Units	15
Price/Unit	\$128,333
Price/SF	\$186.17
Cap Rate	7.01%
GRM	7.56
Lot SF	7,841 SF
Year Built	1906

## UNIT MIX

7	Studio
8	1 Bed / 1 Bath

# SALES COMPARABLES



**1631 W 11TH PL**  
LOS ANGELES, CA 90015

## PRICING INFORMATION

Sale Price	\$860,000
COE Date	11/25/2025
Number of Units	5
Price/Unit	\$172,000
Price/SF	\$194.13
Cap Rate	7.54%
GRM	8.63
Lot SF	6,127 SF
Year Built	1910

## UNIT MIX

4	1 Bed / 1 Bath
1	3 Bed / 1.5 Bath



**944-962 S PARK VIEW ST**  
LOS ANGELES, CA 90006

## PRICING INFORMATION

Sale Price	\$1,400,000
COE Date	11/24/2025
Number of Units	10
Price/Unit	\$140,000
Price/SF	\$132.10
Cap Rate	7.31%
GRM	7.89
Lot SF	6,970 SF
Year Built	1909

## UNIT MIX

6	1 Bed / 1 Bath
4	2 Bed / 1 Bath



**735 WITMER ST**  
LOS ANGELES, CA 90017

## PRICING INFORMATION

Sale Price	\$1,173,000
COE Date	9/17/2025
Number of Units	8
Price/Unit	\$146,625
Price/SF	\$264.49
Cap Rate	7.23%
GRM	8.63
Lot SF	6,534 SF
Year Built	1904

## UNIT MIX

8	1 Bed / 1 Bath
---	----------------

# SALES COMPARABLES



**2241 W 14TH ST**  
LOS ANGELES, CA 90006

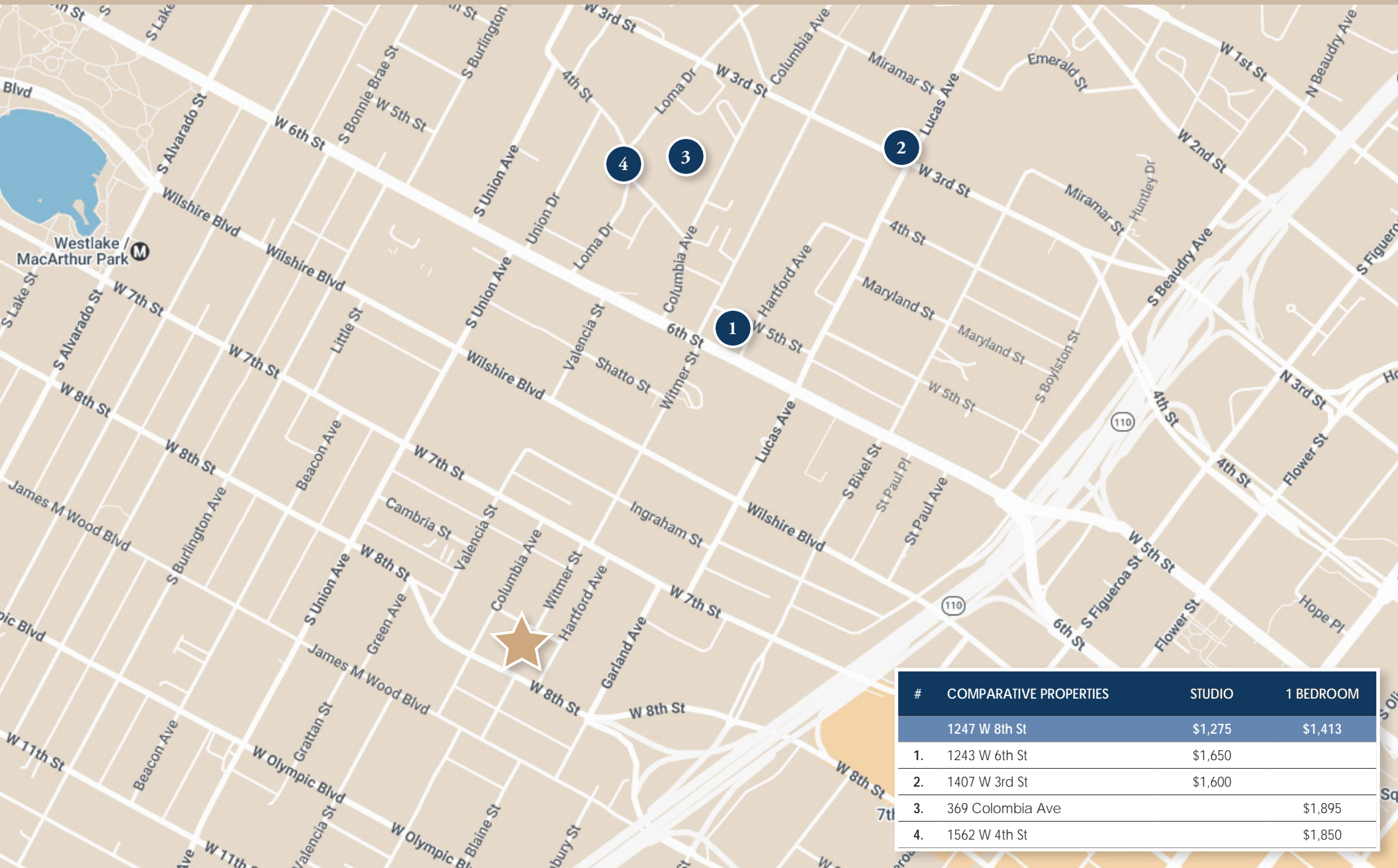
## PRICING INFORMATION

Sale Price	\$1,235,000
COE Date	7/24/2025
Number of Units	10
Price/Unit	\$123,500
Price/SF	\$214.11
Cap Rate	5.67%
GRM	10.07
Lot SF	7,405 SF
Year Built	1954

## UNIT MIX

9	1 Bed / 1 Bath
1	2 Bed / 1 Bath

# RENT COMPARABLES



#	COMPARATIVE PROPERTIES	STUDIO	1 BEDROOM
	1247 W 8th St	\$1,275	\$1,413
1.	1243 W 6th St	\$1,650	
2.	1407 W 3rd St	\$1,600	
3.	369 Colombia Ave		\$1,895
4.	1562 W 4th St		\$1,850

# RENT COMPARABLES

SUBJECT PROPERTY		STUDIO	1 BEDROOM
	1247 W 8th St Los Angeles, CA 90017	\$1,275	\$1,413
#	RENT COMPARABLES	1 BEDROOM	2 BEDROOM
1	 1243 W 6th St Los Angeles, CA 90017	\$1,650	
2	 1407 W 3rd St Los Angeles, CA 90017	\$1,600	
3	 369 Colombia Ave Los Angeles, CA 90017		\$1,895
4	 1562 W 4th St Los Angeles, CA 90017		\$1,850
<b>AVERAGE</b>		<b>\$1,625</b>	<b>\$1,873</b>

# WESTLAKE

Transforming Hub Filled with Culture



## LOCATION HIGHLIGHTS

The Westlake submarket is a densely populated urban neighborhood located immediately west of Downtown Los Angeles, bordering Koreatown, Echo Park, and Pico-Union. Known for its strong renter demographic and central location, Westlake continues to experience consistent multifamily housing demand driven by proximity to major employment centers and public transit access.

The neighborhood offers convenient access to the 101 Freeway, Metro B and D Lines, Wilshire Boulevard, and Downtown LA. Westlake's housing stock primarily consists of vintage apartment buildings and mid-rise multifamily properties, creating continued value-add opportunities for investors. In recent years, nearby Downtown Los Angeles revitalization efforts and transit-oriented development have contributed to increasing investor interest and gradual neighborhood reinvestment throughout portions of the area.

Local amenities include MacArthur Park, diverse neighborhood-serving retail, and a wide variety of dining options reflective of the area's dense and multicultural population. Continued redevelopment activity surrounding Downtown LA, Koreatown, and surrounding transit corridors has further strengthened Westlake's long-term multifamily fundamentals and overall investment appeal.



Average Household  
Income of \$78,572



Strong Market  
Cap Rate



Population of 599,758  
Within a Three (3)  
Mile Radius

MacArthur Park

# WESTLAKE OVERVIEW

91

**WALK SCORE**

**WALKER'S PARADISE**  
Daily errands do not require a car

87

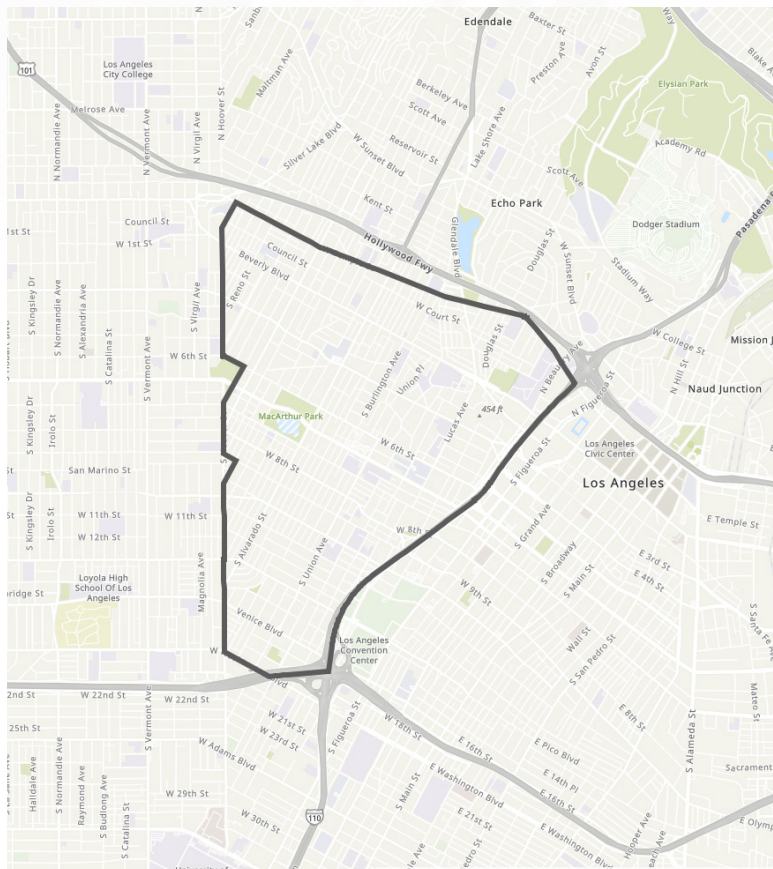
**TRANSIT SCORE**

**EXCELLENT TRANSIT**  
Transit is convenient for most trips

64

**BIKE SCORE**

**BIKEABLE**  
Some bike infrastructure



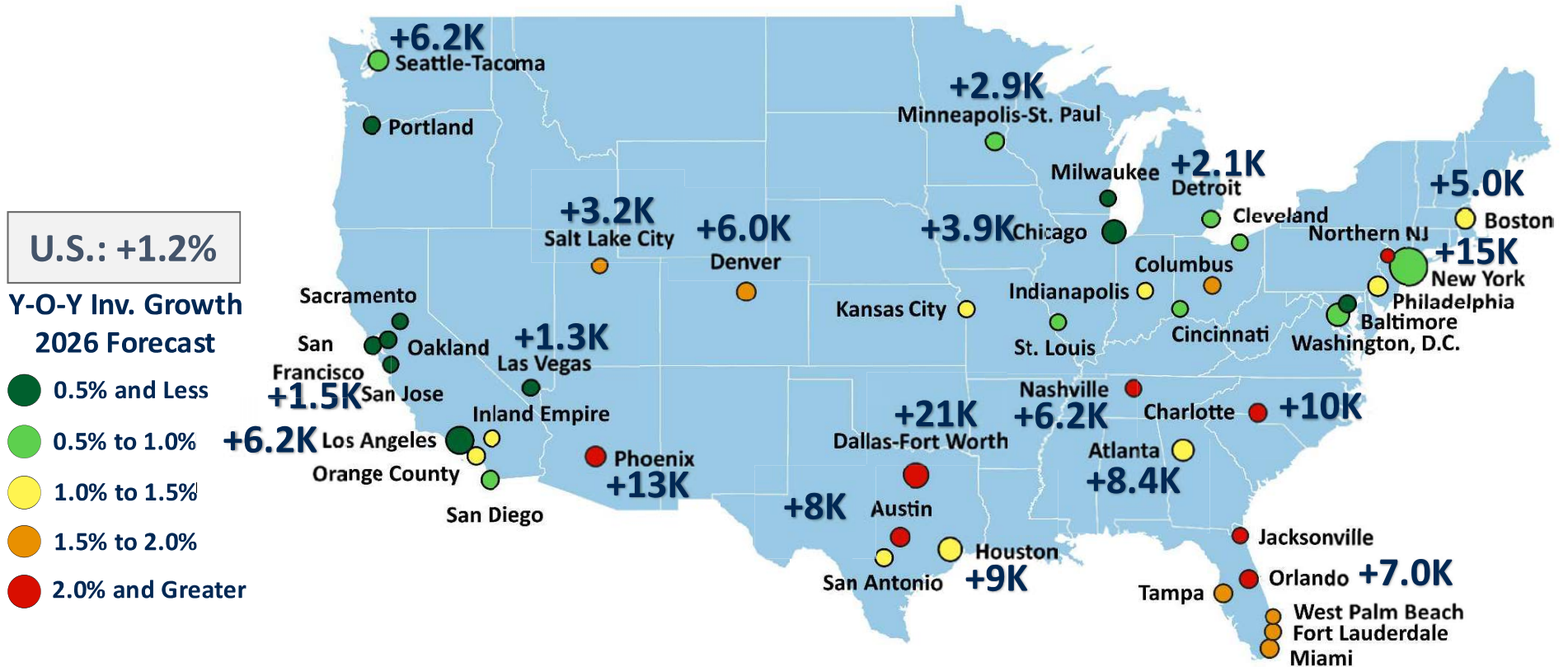
The Westlake submarket is one of Los Angeles' most densely populated and centrally located urban neighborhoods, located immediately west of Downtown Los Angeles and near Koreatown, Echo Park, and Pico-Union. The area is widely recognized for its strong renter demographic, transit connectivity, and consistent multifamily housing demand driven by its proximity to major employment centers throughout Downtown LA and the surrounding urban core.

Westlake offers convenient access to the 101 Freeway, Metro B and D Lines, and major thoroughfares including Wilshire Boulevard and Alvarado Street, allowing residents to easily commute throughout Los Angeles. The neighborhood is primarily composed of vintage apartment buildings, bungalow-style properties, and mid-rise multifamily assets, many of which were built between the 1920s and 1970s. Due to the area's dense population and limited housing supply, occupancy levels have historically remained strong relative to broader Los Angeles averages.

The neighborhood is anchored by local amenities such as MacArthur Park, neighborhood-serving retail corridors, and a wide variety of dining options reflective of the area's diverse population. Investors continue to target Westlake for its stable rental demand, value-add potential, and long-term growth prospects supported by ongoing investment throughout Downtown Los Angeles and nearby transit-oriented development corridors.

# MARKET OVERVIEW

## 2026 Multifamily Inventory Growth: Easing In Most Metros – Still Elevated In Sunbelt



Bubble size correlated to total inventory amount  
Sources: Marcus & Millichap Research Services, RealPage, Inc.

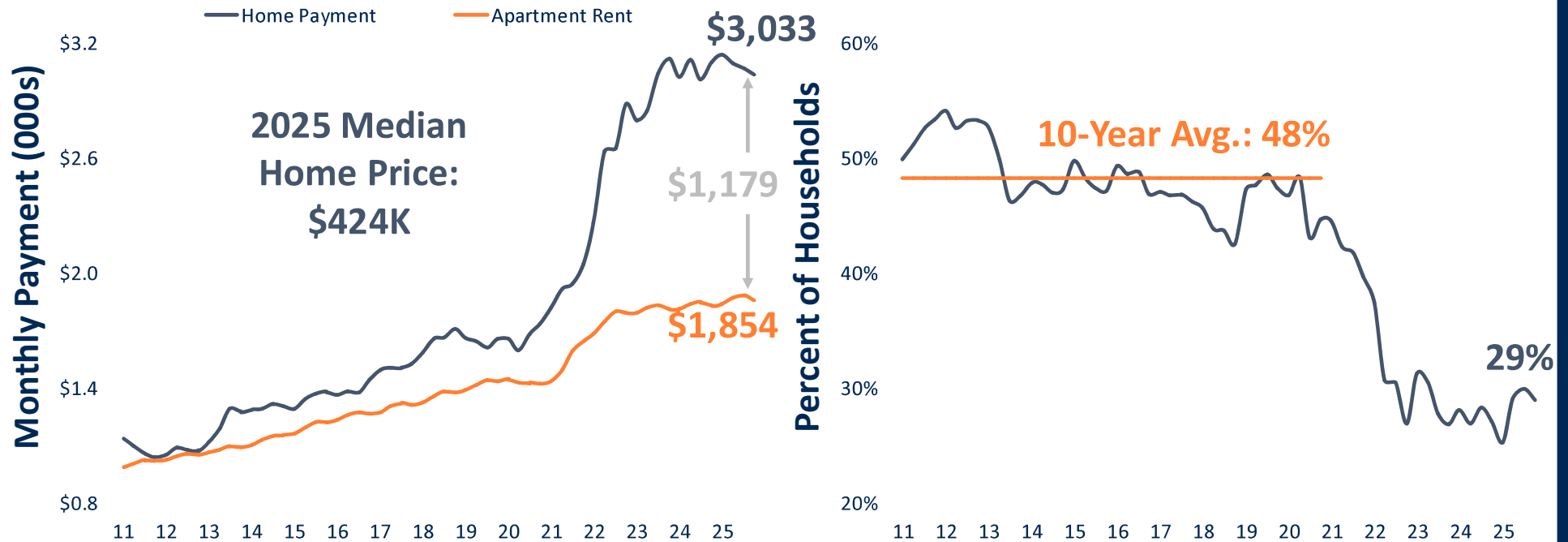
Marcus & Millichap

# MARKET OVERVIEW

## Housing Affordability Gap Remains Wide; Loan Qualification A Significant Homebuyer Barrier

Affordability Gap Between Monthly Home Payment and Apartment Rent

Share of Households That Qualify For Loan on Median-Priced Home

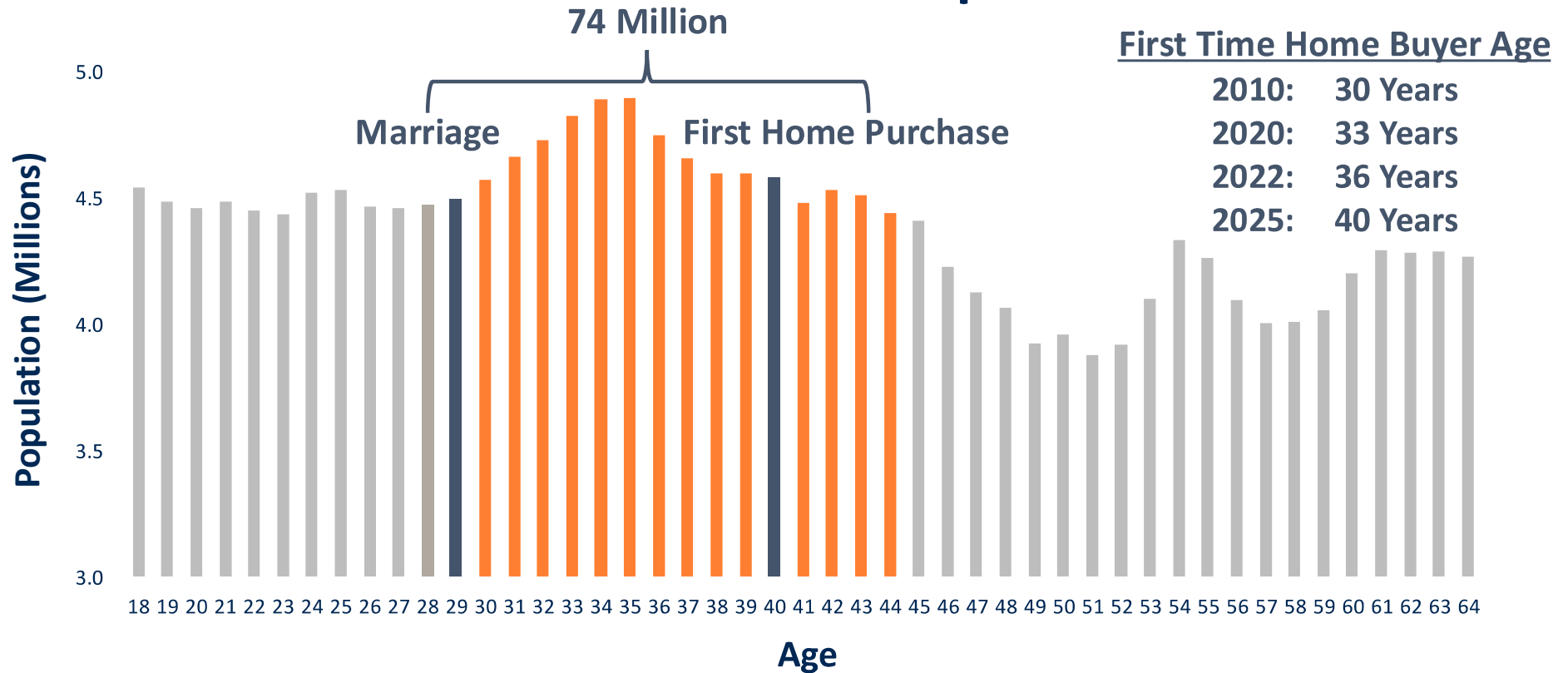


Mortgage payments based on median home price for a 30-year fixed rate mortgage, 90% LTV, taxes, insurance, and PMI; 27% mortgage payment coverage ratio  
Sources: Marcus & Millichap Research Services, RealPage, Inc., Freddie Mac, National Association of Realtors, U.S. Census Bureau

Marcus & Millichap

# MARKET OVERVIEW

## Demographics Are Shaping Multifamily Needs; Millennial Generation Drives Apartment Demand



Age of marriage as of 2024; first home purchase as of 2025  
 Population by single year of age estimated for 2025 year-end  
 Sources: Marcus & Millichap Research Services, U.S. Census Bureau, National Association of Realtors



# NON-ENDORSEMENT & DISCLAIMER NOTICE

## CONFIDENTIALITY & DISCLAIMER

The information contained in the following Marketing Brochure is proprietary and strictly confidential. It is intended to be reviewed only by the party receiving it from Marcus & Millichap and should not be made available to any other person or entity without the written consent of Marcus & Millichap. This Marketing Brochure has been prepared to provide summary, unverified information to prospective purchasers, and to establish only a preliminary level of interest in the subject property.

The information contained herein is not a substitute for a thorough due diligence investigation. Marcus & Millichap has not made any investigation, and makes no warranty or representation, with respect to the income or expenses for the subject property, the future projected financial performance of the property, the size and square footage of the property and improvements, the presence or absence of contaminating substances, PCB's or asbestos, the compliance with State and Federal regulations, the physical condition of the improvements thereon, or the financial condition or business prospects of any tenant, or any tenant's plans or intentions to continue its occupancy of the subject property. The information contained in this Marketing Brochure has been obtained from sources we believe to be reliable; however, Marcus & Millichap has not verified, and will not verify, any of the information contained herein, nor has Marcus & Millichap conducted any investigation regarding these matters and makes no warranty or representation whatsoever regarding the accuracy or completeness of the information provided. All potential buyers must take appropriate measures to verify all of the information set forth herein. Marcus & Millichap is a service mark of Marcus & Millichap Real Estate Investment Services, Inc. © 2024 Marcus & Millichap. All rights reserved.

## NON-ENDORSEMENT NOTICE

Marcus & Millichap is not affiliated with, sponsored by, or endorsed by any commercial tenant or lessee identified in this marketing package. The presence of any corporation's logo or name is not intended to indicate or imply affiliation with, or sponsorship or endorsement by, said corporation of Marcus & Millichap, its affiliates or subsidiaries, or any agent, product, service, or commercial listing of Marcus & Millichap, and is solely included for the purpose of providing tenant lessee information about this listing to prospective customers.

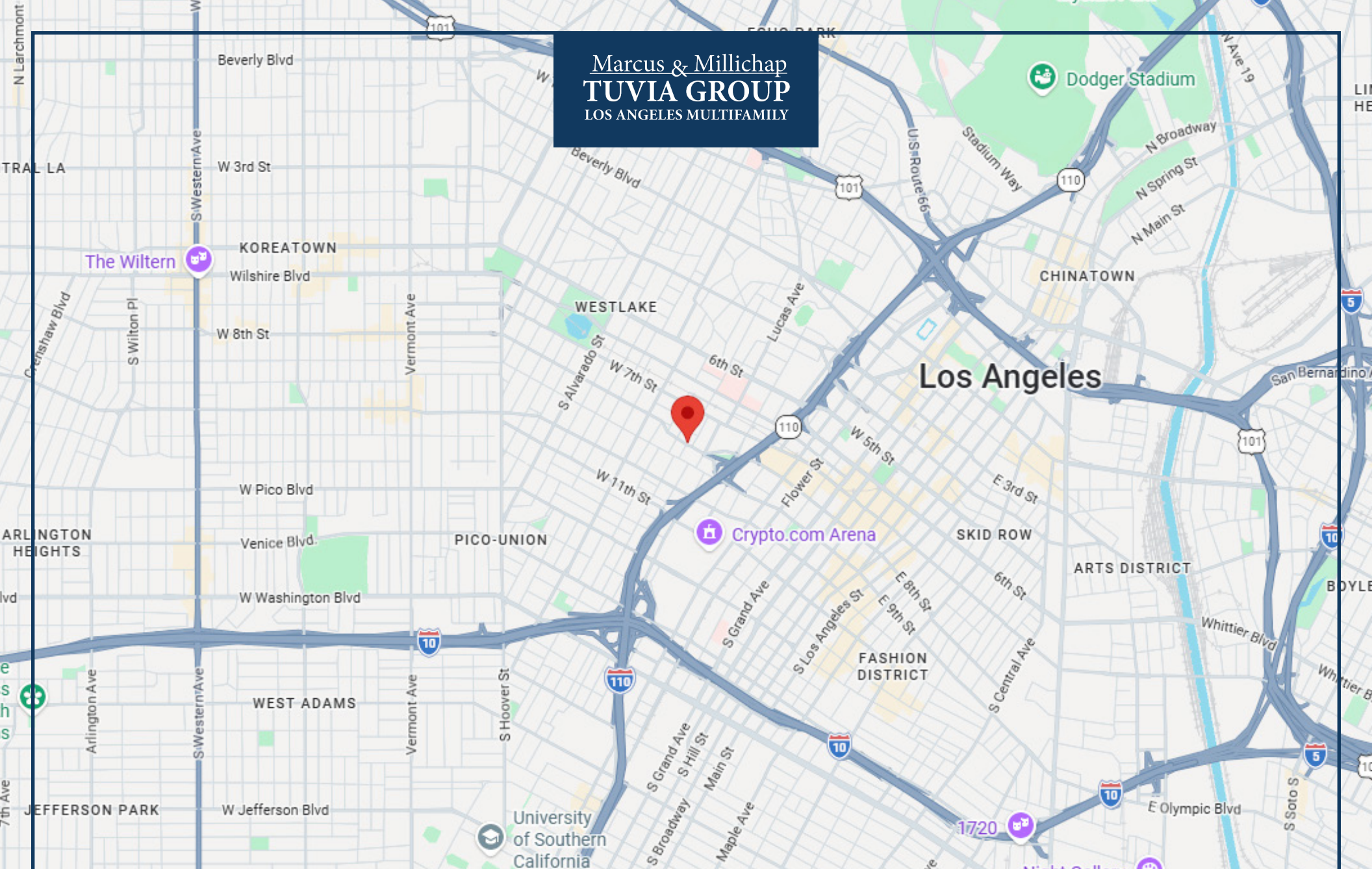
## RENT DISCLAIMER

Any rent or income information in this offering memorandum, with the exception of actual, historical rent collections, represent good faith projections of potential future rent only, and Marcus & Millichap makes no representations as to whether such rent may actually be attainable. Local, state, and federal laws regarding restrictions on rent increases may make these projections impossible, and Buyer and its advisors should conduct their own investigation to determine whether such rent increases are legally permitted and reasonably attainable.

ALL PROPERTY SHOWINGS ARE BY APPOINTMENT ONLY.

PLEASE CONSULT YOUR MARCUS & MILLICHAP AGENT FOR MORE DETAILS.

Marcus & Millichap  
**TUVIA GROUP**  
LOS ANGELES MULTIFAMILY



**1247 W 8th ST**